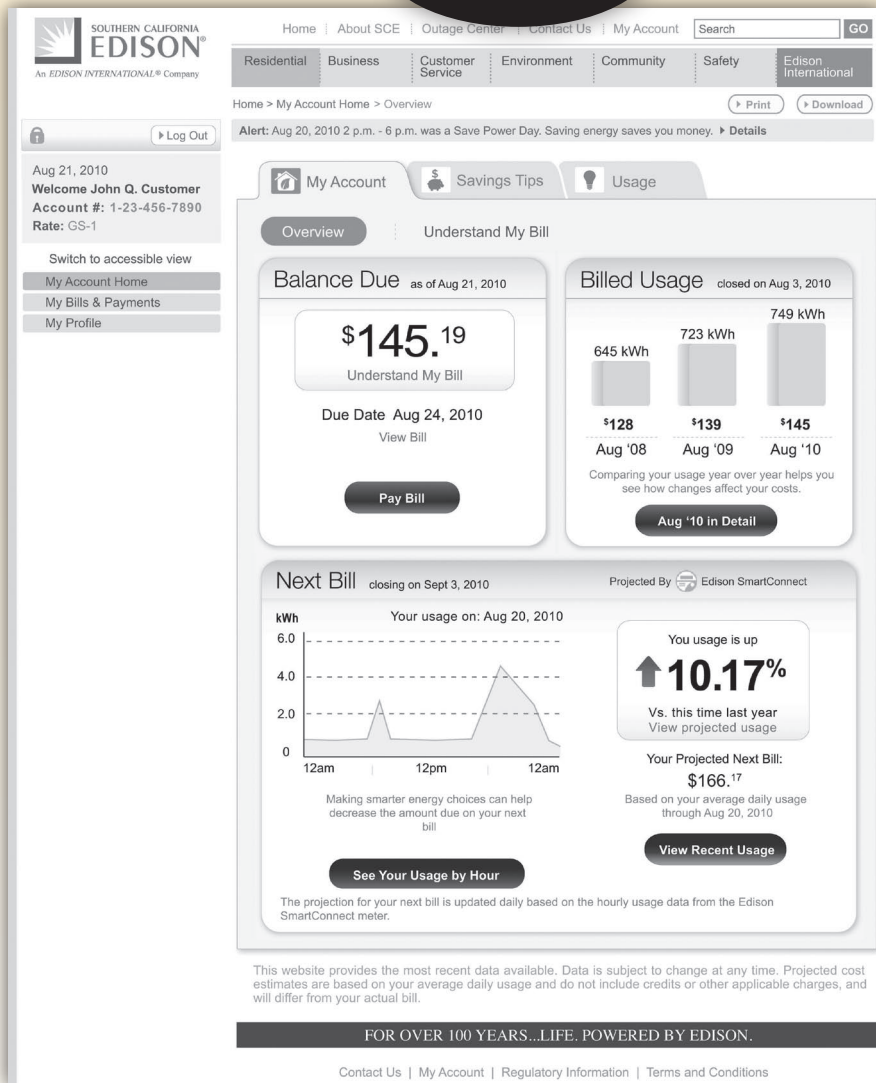


**NEW**  
online tools and  
ways to save!



Home | About SCE | Outage Center | Contact Us | My Account | Search [ ] GO

Residential | Business | Customer Service | Environment | Community | Safety | Edison International

Home > My Account Home > Overview [Print] [Download]

Alert: Aug 20, 2010 2 p.m. - 6 p.m. was a Save Power Day. Saving energy saves you money. [Details]

My Account | Savings Tips | Usage

Overview | Understand My Bill

**Balance Due** as of Aug 21, 2010

**\$145.19**  
Understand My Bill

Due Date Aug 24, 2010  
View Bill

Pay Bill

**Billed Usage** closed on Aug 3, 2010

kWh	Cost
645 kWh	\$128
723 kWh	\$139
749 kWh	\$145

Aug '08 Aug '09 Aug '10

Comparing your usage year over year helps you see how changes affect your costs.

Aug '10 in Detail

**Next Bill** closing on Sept 3, 2010 Projected By Edison SmartConnect

kWh Your usage on: Aug 20, 2010

6.0  
4.0  
2.0  
0

12am 12pm 12am

Making smarter energy choices can help decrease the amount due on your next bill.

See Your Usage by Hour

Your usage is up **↑10.17%**  
Vs. this time last year  
View projected usage

Your Projected Next Bill:  
**\$166.17**  
Based on your average daily usage through Aug 20, 2010

View Recent Usage

This website provides the most recent data available. Data is subject to change at any time. Projected cost estimates are based on your average daily usage and do not include credits or other applicable charges, and will differ from your actual bill.

FOR OVER 100 YEARS...LIFE. POWERED BY EDISON.

Contact Us | My Account | Regulatory Information | Terms and Conditions

## The power is right at your fingertips!

The new My Account, enabled by Edison SmartConnect<sup>™</sup>, gives you a complete online snapshot of your Southern California Edison account. You can access all of your account information, electricity usage details in 15-minute increments, savings tips and programs that can help you better manage your electric bill.

Here is what you will find under the My Account tab:

- **Balance Due** — See how much you currently owe and when your next bill is due.
- **Billed Usage** — Compare your usage year-over-year and view your most recent billed month in detail.
- **Next Bill** — See a projection of your next bill based on 15-minute usage data. And, once you've enrolled in **Budget Assistant**, you'll also see if your electricity usage is projected to be under or over your monthly spending goal.

Take advantage of all the new features available through My Account. Enroll today at [www.sce.com/Enroll](http://www.sce.com/Enroll)

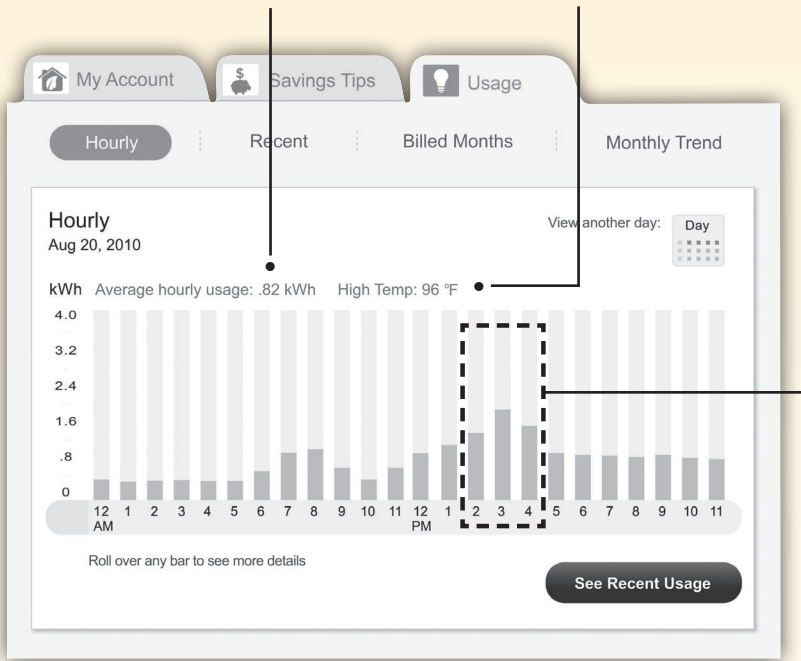
You may also call 1-866-701-7865 for more information.

Enroll in the new My Account today at [www.sce.com/Enroll](http://www.sce.com/Enroll)

## Smart ways to track energy costs for your business.

Knowing how much energy you are using and what it costs gives you the power to make smart energy choices for your business.

Within My Account, click on the **“Usage”** tab to reveal how much electricity you are using and when, right down to 15-minute increments. You can find your **average hourly usage** and the **day’s high temperature**.

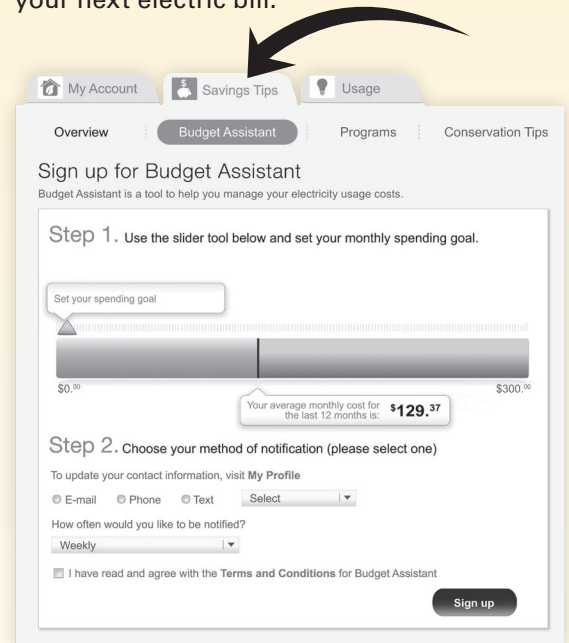


Being able to see your daily use will show you **what times of the day you are using the most electricity**. Then you’ll be able to determine where meaningful changes can be made to help reduce your usage.

## NO MORE SURPRISES!

Enroll in **Budget Assistant**, a free and simple-to-use tool that can help you take even more control of how much you spend on electricity.

The Budget Assistant tool helps to keep you on track to monitor your monthly electricity spending goal with e-mail, voice or text status alerts. These Budget Assistant alerts can help you better manage your usage, which impacts your next electric bill.



It’s easy to get started:

- 1 Log into My Account
- 2 Select the Savings Tips Tab
- 3 Click on Budget Assistant to enroll

Enroll in My Account today at [www.sce.com/Budget](http://www.sce.com/Budget)

## DID YOU KNOW?

ENERGY STAR®-qualified exit signs use **3 to 8 times less energy** than incandescent and fluorescent illuminated exit signs, and reduce the need for maintenance. LED exit signs are also easier to see through smoke and in other emergency situations.

Source: [www.energystar.gov](http://www.energystar.gov)



“What’s in it for me?”

Personalized Results

### Free Online Business Energy Survey

Get a custom plan that can lower your bill!

[www.sce.com/BizSurvey](http://www.sce.com/BizSurvey)

Enroll in the new My Account today at [www.sce.com/Enroll](http://www.sce.com/Enroll)